



RAUVISIO MINERAL

PURE CREATION WITH THE MINERAL MATERIAL PRODUCT RANGE

THE RAUVISIO DESIGN WORLD

INNOVATIVE SURFACE SOLUTIONS BY REHAU

RAUVISIO is an innovative surface product range which combines functionality with durability and an endless variety of design possibilities. Whether you're trying to capture the timeless elegance of natural stone, add impact with light flooded, bold colours or allude to a more industrial, concrete finish, irrespective of whether you want to cover a whole surface area or simply create a feature – make way for a new take on meeting environments!

RAUVISIO mineral – The solid surface material product range

Pure creation with RAUVISIO mineral: This through-coloured solid surface material is made from one third acrylic resin and two thirds aluminium trihydroxide with colour pigments. Modern acrylic material is ideally suited for demanding design solutions, e.g. in the kitchen, bathroom and in upmarket interior design. The product range comprises a complete system, consisting of worktops, processing accessories and a wide range of sinks and basins.

RAUVISIO quartz – The quartz material product range

Pure atmosphere with RAUVISIO quartz: The quartz material from REHAU has a homogenous appearance and a feel similar to that of natural stone. This very fine pigmented material is the epitome of elegance. RAUVISIO quartz is ideally suited for high-quality kitchens and bathrooms, wall cladding, window sills, tables and other interior design features.

RAUVISIO brilliant – The high gloss laminate

The high gloss laminate RAUVISIO brilliant used in conjunction with the matching laser edge creates the perfect overall gloss finish for your doors - even where the edge is milled. By virtue of its tremendous depth effect RAUVISIO brilliant is the obvious replacement over costly painted high gloss solutions and enables you to create outstanding designs for coating vertical furniture fronts. Surface material, laser edge and balancing sheet all from one source – complete product range coordination from REHAU.

RAUVISIO crystal – the glass laminate

New dimensions for design with real glass effect surfaces. The polymer glass solution RAUVISIO crystal offers maximum flexibility for manufacturing not only doors and splashbacks, but also furniture end panels with a real glass effect, culminating in a puristic design, which although giving the aesthetic appearance of real glass, offers the flexible processing characteristics of a polymer laminate.

Discover the RAUVISIO design world and visit
www.rehau.co.uk/furniture

CONTENTS

1.	DESIGN WORLD	RAUVISIO mineral	4
		Quality and processing	7
		Fireproofing	8
		DESIGN COLLECTION	9
2.	THE PRODUCT RANGE AT A GLANCE	Project and special decorative designs	21
		Standard range – Sheets	22
		Standard range – Cast basins	25
		Aquafonte washbasins	28
		Aquasino kitchen sinks	32
		Aquasino accessories	35
		Processing accessories	36
		Material properties and test certificates	38
3.	FURTHER INFORMATION	Innovative system solutions from one source	39

RAUVISIO MINERAL

APPLICATIONS

Turning ideas into reality requires innovative materials which do not limit creativity, but inspire it.

Let your imagination run wild with the modern RAUVISIO mineral material range - the perfect choice for challenging design solutions in kitchen, bathroom, shopfitting and high-end interior design applications.

Service

By choosing RAUVISIO mineral, you enjoy all the benefits of a complete system which, in addition to sheets, also includes basins and sinks as well as processing accessories.

Applications:

- Kitchen and bathroom
- Offices and public areas
- Catering and hotels
- Shopfitting
- Laboratories
- Hospitals
- Shipbuilding







QUALITY AND PROCESSING

SETTING NEW STANDARDS

With RAUVISIO mineral ideas become reality – this flexible, functional material can be used to create the most exacting, bespoke designs. With an extensive range of decorative designs and a large selection of sheet formats available, the range is complemented by a broad selection of basins and sinks in a variety of dimensions to suit most applications. RAUVISIO mineral can of course also be combined with a variety of different materials such as wood, stone or glass - for an interior design which sets new standards.

Product benefits

RAUVISIO mineral is a solid, through-coloured mineral material that is made from one third acrylic resin and two thirds aluminium trihydroxide with colour pigments. The positive properties of the individual components combine to form a versatile material with an appearance similar to stone, having a surface warm to the touch and possessing excellent processing characteristics.

Imagination brought to life: RAUVISIO mineral has a lot to offer, not just in terms of its appearance and design. There are many strong arguments to support this innovative material:

- RAUVISIO mineral can be thermoformed
- RAUVISIO mineral sheets can be used both vertically and horizontally

With RAUVISIO mineral you can create any shape without a problem - even if it is really unusual.

See the unique advantages and product properties for yourself:

- Versatile surfaces allow a range of applications

- Best product quality: As a result of a special process the material has a very low tension and there is a high degree of continuity in the decorative design
- RAUVISIO mineral can be processed and fabricated easily and with almost invisible joints
- RAUVISIO mineral has a smooth surface which can be repaired, scratches can be polished out and large areas of damage can be repaired so that they are almost imperceptible to the naked eye

Advantages:

- Low-maintenance
- UV-resistant
- Resistant to wear and tear, resistant to common household acids and alkaline solutions
- Warm and pleasant to the touch
- Can be repaired
- Harmless to foodstuffs
- Can be glued to produce an almost invisible joint (sheets/basins)
- Can be thermoformed
- Non-porous, therefore inherently hygienic and resistant to bacteria



RAUVISIO MINERAL

FIREPROOFING

REHAU now offers a flame-resistant solid surface material from a thickness of 6 mm (tested in accordance to the vertical flame test). The new decorative design White FR has been certified by a material testing institute and has a demonstrably improved burning behaviour.

- Classified to EN 13501-1
 - Does not release any toxic substances
- How good or bad fire protection actually is, is decided by specifications which are monitored by the independent Deutschen Institut für Bautechnik [German Institute of Construction Engineering] (DIBt). The European standard (EN 13501-1) differs from the national classification (DIN 4102-1) in that it contains a significantly wider range of classes and combinations. In addition to the burning behaviour, now for the first time, by-products of burning such as flaming droplets / particles as well as smoke formation are considered and organised into classes.



Building inspectorate description	Class EN 13501-1, Flammability test 2 surfaces across a corner	Class DIN 4102-1, Flammability test 1 surface
Non-combustible	A1 and A2	—
Flame-resistant	B-s1, d0 * C-s1, d0 *	B1
Normal flame-resistance	D	B2
	E	B2

* Classification has been issued for RAUVISIO mineral decorative design White FR.


White FR (1581L) *	Substrate burn class A1/A2	Substrate burn class D / E / B2	Without substrate
3 mm	✓	—	—
6 mm	✓	✓	✓
10 mm	✓	✓	✓

* Decorative design see page 9


The adhesive used must be flame-resistant, e.g. Bindan BR (Bindulin) or Jowacoll 103.36 (Jowat).
Details according to the classification report available on request

DESIGN COLLECTION

PROJECT DECORATIVE DESIGNS



Superuni Geo 1584L   



Superuni Eos* 1585L   



Superuni Sol* 1586L   



Superuni Via* 1587L   




Superuni Nio* 1590L   




Superuni Cio* 1588L   






Superuni Veo* 1589L   




Titanwhite 1542L   





White FR** 1581L   

In contrast to the homogeneous solid colour surface, the delicate structure of the Superuni visually evens out minor scratches and signs of wear. As a result, any work surfaces remain hygienic and looking new in the long-term. In addition to this, a fine grain polychrome structure creates a surface more natural to the eye and appears warmer than a single colour.



Cristallo 180L   

* Introduction during 2015
 ** See fireproofing Page 8

-  10 mm sheets
-  AQUASINO
-  AQUAFONTE

*The decorative designs shown here are for guidance only.
 Due to the production process, the printing colours used may vary from the original.
 Other thicknesses available on request.*

DESIGN COLLECTION

"ORO" DESIGN RANGE

Venice was at its prime during the Renaissance.

Under the rule of the Doges "La Serenissima" became the economical and political centre of Europe and a gateway to the East. Durability and splendour were expressed in high quality materials and artistic architecture which were distinctive with their oriental and byzantine influences. The nobility clothed themselves in gold brocade, tables gleamed in the finest damask. Refined surfaces and dark and deep colours reflect this. Giovanni Bellini emerged as the founder of Renaissance art whose paintings are defined as having a unique, bright, warm colour harmony.



DESIGN COLLECTION

"VISIONE" DESIGN RANGE

Ultra-modern architecture has many faces.

Architects combine hi-tech with tradition, play with the elements of light, air and water, allowing buildings to seemingly hover like a mirage. Modern materials with homogeneous surfaces, and clear designs make architecture an experience to thrill the senses. Light-flooded, atmospheric colours reminiscent of the sky, sea and horizon allow the very essence of nature to be harnessed by architecture to stunning effect. Enter into this architectural world and prepare to be immersed in the beauty of translucent colour.

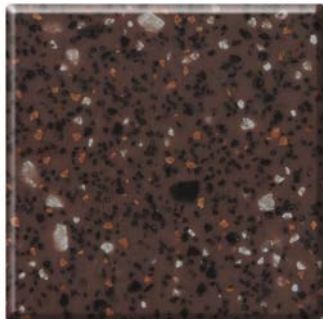





 DRK Kreisverband Landkreis Konstanz e.V.
DRK Rettungsdienst GmbH Landkreis Konstanz

DESIGN COLLECTION


NEW DECORATIVE DESIGNS



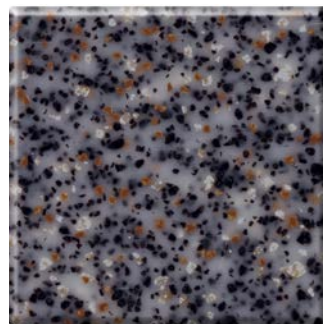
Terreno 1378L



Cocco 1368L



Granito Fino 1377L



Granito Grezzo 1369L



DESIGN COLLECTION

STANDARD RANGE




Visione




Visione Bianco 1092L   



Visione Azzurro 1091L   






Visione Laguna 1090L   



Oro



Oro Marrone 1093L   






Oro Rosso 1097L   



Oro Viola 1094L   



Oro Nero 1095L   

-  3 + 10 mm sheets
-  AQUASINO
-  AQUAFONTE

The decorative designs shown here are for guidance only. Due to the reproduction process, the printed designs shown may vary from the original. N.B. Sinks / single basins and strainers with stainless steel bases are not available in the Visione colours.

DESIGN COLLECTION

STANDARD RANGE



Bianco 2556



Meringa 464L



Magnolia 946L



Crema 175L







Nebbia 176L



Moro 1385L



-  3 + 10 mm sheets
-  AQUASINO
-  AQUAFONTE
-  * 10 mm sheets

The decorative designs shown here are for guidance only.

Due to the reproduction process, the printed designs shown may vary from the original. Other thicknesses available on request.

DESIGN COLLECTION

STANDARD RANGE




Panna 8237




Torrone 679L




Sabbia 1041L



Noce 8234



Magma 178L




Zucchero 8233



Grigio 1108L






Antracite 1107L



Basalto 365L



-  3 + 10 mm sheets
-  AQUASINO
-  AQUAFONTE

The decorative designs shown here are for guidance only. Due to the reproduction process, the printed designs shown may vary from the original.

Coarse




Cristallo 180L




Vaniglia 8242



Colomba 1043L



Stracciatello 8243



Cappuccino 8244




Pulcino 947L




Cassata 933L



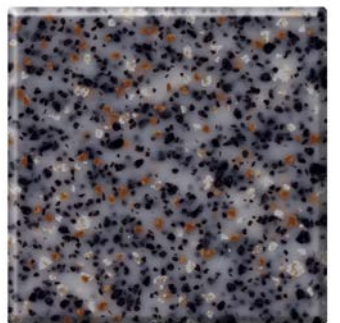
Duna 1040L




Arenaria 1109L




Granito Fino 1377L



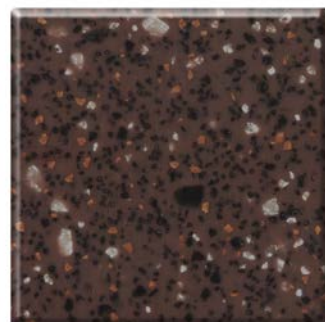
Granito Grezzo 1369L




Genere 949L




Croccante 948L



Terreno 1378L






Cocco 1368L



Vulcano 181L



-  3 + 10 mm sheets
-  AQUASINO
-  AQUAFONTE

The decorative designs shown here are for guidance only. Due to the reproduction process, the printed designs shown may vary from the original.

DESIGN COLLECTION



CUSTOM DECORATIVE DESIGNS AVAILABLE ON REQUEST




Mela 1098L




Farina 1403L



Pino 7907




Capero 8236



Pistacchio 179L






Mare 177L



Oro Verde 1096L




-  3 + 6 + 10 mm sheets
-  AQUASINO
-  AQUAFONTE


The decorative designs shown here are for guidance only. Due to the reproduction process, the printed designs shown may vary from the original.

DESIGN COLLECTION


CUSTOM DECORATIVE DESIGNS AVAILABLE ON REQUEST




Lava 183L



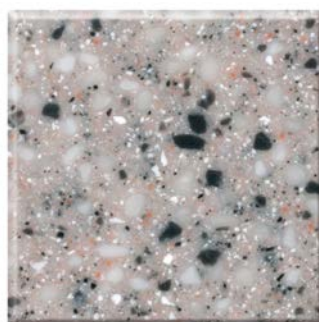
Marrone Chiaro 1151L



Marrone Scuro 1152L



Vongole 8246






Corallo 182L



Visione Menta 1089L



-  3 + 6 + 10 mm sheets
-  AQUASINO
-  AQUAFONTE

The decorative designs shown here are for guidance only. Due to the reproduction process, the printed designs shown may vary from the original.

DESIGN COLLECTION

CUSTOM DECORATIVE DESIGNS AVAILABLE ON REQUEST



Elianto 1379L



Arancio 1380L



Chicco 1381L



Pomo 1382L



Cielo 1383L



Lago 1384L



-  10 mm sheets
-  AQUASINO
-  AQUAFONTE

The decorative designs shown here are for guidance only.

Due to the reproduction process, the printed designs shown may vary from the original.

Other thicknesses available on request.

PROJECT AND SPECIAL DECORATIVE DESIGNS ON TOP FORM IN SERVICE

Project and special decorative designs from stock*

Dimensions		3,650 x 760 x 6 mm	3,650 x 760 x 10 mm	Adhesive
Description	Decor No.	Mat. No.	Mat. No.	Mat. No.
Cristallo	180L		13565381028	13565941028
Titanwhite	1542L		13565381072	13565941072
Superuni Geo	1584L		13565381074	13565941074
White FR	1581L	13565851110	13565381110	13565941072**

* Other thicknesses and dimensions available on request

** The matching adhesive is the same as for Titanwhite

Additional decorative designs available on request

Dimensions		3,680 x 780 x 3 mm	3,680 x 780 x 10 mm	Adhesive
Description	Decor No.	Mat. No.	Mat. No.	Mat. No.
Mela	1098L	13534951052	13535051052	13565941052
Capero	8236	13534951006	13535051006	13565941006
Pino	7907	13534951015	13535051015	13565941015
Vongole	8246	13534951021	13535051021	13565941021
Oro Verde	1096L	13534951050	13535051050	13565941050
Marrone Chiaro	1151L	13534951121	13535051121	13565941121
Marrone Scuro	1152L	13534951122	13535051122	13565941122
Corallo	182L	13534951030	13535051030	13565941030
Lava	183L	13534951031	13535051031	13565941031
Mare	177L	13534951025	13535051025	13565941025
Farina	1403L	13534951070	16535051070	13565941070
Pistacchio	179L	13534951027	13535051027	13565941027
Visione Menta	1089L	13534951043	13535051043	13565941043

Dimensions		3,650 x 760 x 10 mm	Adhesive
Description	Decor No.	Mat. No.	Mat. No.
Elianto	1379L	13536151100	13565941100
Arancio	1380L	13536151101	13565941101
Chicco	1381L	13536151102	13565941102
Pomo	1382L	13536151103	13565941103
Cielo	1383L	13536151104	13565941104
Lago	1384L	13536151105	13565941105

STANDARD RANGE – SHEETS

ON TOP FORM IN SERVICE

	Dimensions	3,680 x 780 x 3 mm	3,680 x 780 x 10 mm
	Description	Decor No.	Mat. No.
Uni	Bianco*	2556	13534951001
	Crema*	175L	13534951023
	Nebbia	176L	13534951024
	Meringa	464L	13534951035
	Magnolia	946L	13534951036
	Moro	1385L	-
Fine	Zucchero	8233	13534951003
	Noce	8234	13534951004
	Panna*	8237	13534951007
	Magma	178L	13534951026
	Basalto	365L	13534951032
	Torrone	679L	13534951033
	Sabbia	1041L	13534951041
	Antracite	1107L	13534951053
	Grigio	1108L	13534951054
Coarse	Vaniglia	8242	13534951017
	Stracciatello	8243	13534951018
	Cappuccino	8244	13534951019
	Cristallo	180L	13534951028
	Vulcano	181L	13534951029
	Cassata	933L	13534951034
	Pulcino	947L	13534951037
	Crocante	948L	13534951038
	Genere	949L	13534951039
	Duna	1040L	13534951040
	Colomba	1043L	13534951042
	Arenaria	1109L	13534951055
	Cocco	NEW 1368L	13534951066
Granito Grezzo	NEW 1369L	13534951067	
Granito Fino	NEW 1377L	13534951068	
Terreno	NEW 1378L	13534951069	
Visione	Visione Laguna	1090L ①	13800071044
	Visione Azzurro	1091L ①	13800071045
	Visione Bianco	1092L ①	13534951046
Oro	Oro Marrone	1093L	13534951047
	Oro Viola	1094L	13534951048
	Oro Nero	1095L	13534951049
	Oro Rosso	1097L	13534951051

RAUVISIO mineral sheet in 3 mm and 10 mm:

Apart from a large selection of decorative designs, the RAUVISIO mineral product range includes a choice of material sheet thicknesses to suit all applications.

RAUVISIO mineral sheet is available in 3 and 10 mm thicknesses. Other thicknesses (6-15 mm), sheet lengths (up to 4100 mm) and sheet widths (up to 1270 mm) are available on request.

*Also available in dimensions 3,680 x 1,020 x 3 mm

① Sheet dimensions 3,680 x 740 x 3 mm

② On request

③ Sheet dimensions 3,650 x 760 x 10 mm


STANDARD RANGE – SHEETS

ON TOP FORM IN SERVICE

Dimensions		3,680 x 45 x 3 mm	3,680 x 45 x 10 mm
Description	Decor No.	Mat. No.	Mat. No.
Bianco	2556	13548001001 ②	13548101001
Crema	175L	13548001023 ②	13548101023
Nebbia	176L	13548001024 ②	13548101024 ②
Meringa	464L	13548001035 ②	13548101035
Magnolia	946L	13548001036 ②	13548101036
Moro	1385L	-	-
Zucchero	8233	13548001003 ②	13548101003
Noce	8234	13548001004 ②	13548101004
Panna	8237	13548001007 ②	13548101007
Magma	178L	13548001026 ②	13548101026 ②
Basalto	365L	13548001032 ②	13548101032
Torrone	679L	13548001033 ②	13548101033 ②
Sabbia	1041L	13548001041 ②	13548101041
Antracite	1107L	13548001053 ②	13548101053 ②
Grigio	1108L	13548001054 ②	13548101054
Vaniglia	8242	13548001017 ②	13548101017
Stracciatello	8243	13548001018 ②	13548101018
Cappuccino	8244	13548001019 ②	13548101019
Cristallo	180L	13548001028 ②	13548101028
Vulcano	181L	13548001029 ②	13548101029
Cassata	933L	13548001034 ②	13548101034
Pulcino	947L	13548001037 ②	13548101037
Crocante	948L	13548001038 ②	13548101038 ②
Genere	949L	13548001039 ②	13548101039 ②
Duna	1040L	13548001040 ②	13548101040
Colomba	1043L	13548001042 ②	13548101042
Arenaria	1109L	13548001055 ②	13548101055 ②
Cocco	1368L	NEW 13548001066 ②	13548101066 ②
Granito Grezzo	1369L	NEW 13548001067 ②	13548101067
Granito Fino	1377L	NEW 13548001068 ②	13548101068 ②
Terreno	1378L	NEW 13548001069 ②	13548101069
Visione Laguna	1090L	13548001044 ②	13548101044
Visione Azzurro	1091L	13548001045 ②	13548101045 ②
Visione Bianco	1092L	13548001046 ②	13548101046 ②
Oro Marrone	1093L	13548001047 ②	13548101047
Oro Viola	1094L	13548001048 ②	13548101048
Oro Nero	1095L	13548001049 ②	13548101049 ②
Oro Rosso	1097L	13548001051 ②	13548101051 ②

RAUVISIO mineral edging strips 3 and 10 mm:

With edging strips available in both 3 and 10 mm thicknesses, you can work even more flexibly with RAUVISIO mineral material. These edging strips also double up as an attractive and functional upstand solution.



STANDARD RANGE – CAST BASINS

SQUARE AND ROUND DESIGNS

Cast RAUVISIO mineral basins from REHAU are available in the colour Titanwhite. Due to the unique material properties of RAUVISIO mineral, these non-porous, solid surface washbasins are particularly hygienic, perfect for example, for the demanding laboratory environment and can be supplied either with or without overflow.

The basins are undermounted.

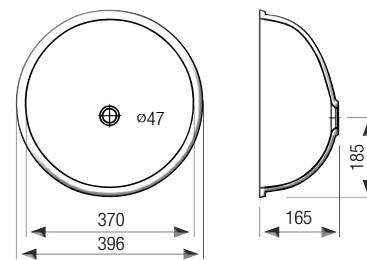
These wash and laboratory basins are suitable for hot water of up to 80 °C. In combination with our numerous decorative design variants there are various design possibilities.

Further basin designs are available on request. Overflow and waste sets for our individual basins should be sourced separately. Always select the appropriate basin waste for the installation. Installation should be carried out by a professional tradesman.

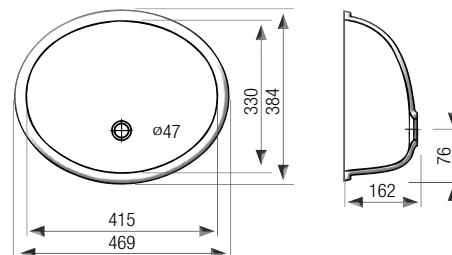




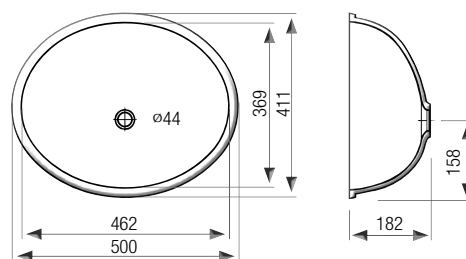
Material	Mat. No.
Rondo S02 without overflow	12191671072*
Rondo S02 with overflow	12199611072**



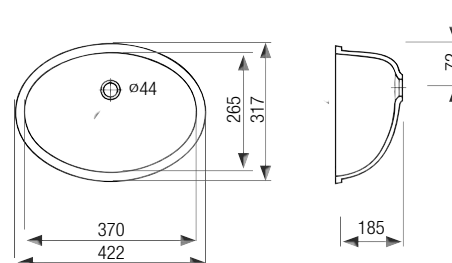
Material	Mat. No.
Ovale S01 without overflow	12191651072*
Ovale S01 with overflow	12199591072**



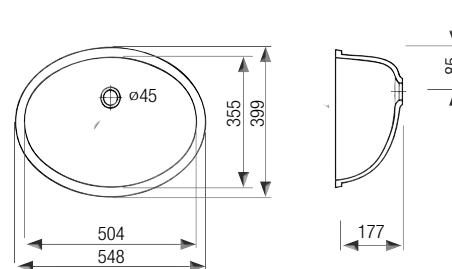
Material	Mat. No.
Ovale S02 without overflow	12191641072*
Ovale S02 with overflow	12199581072**



Material	Mat. No.
Ovale S03 without overflow	12191661072*
Ovale S03 with overflow	12199601072**



Material	Mat. No.
Ovale S04 without overflow	12191681072*
Ovale S04 with overflow	12199621072**



N.B. Sheets in Titanwhite (1542L) from stock are available in 10 mm thickness only (see page 21)

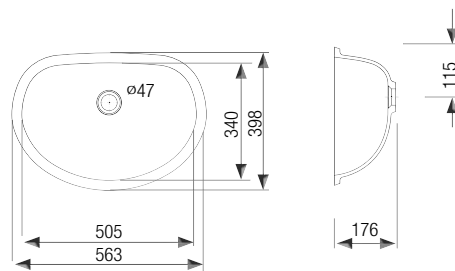
* without waste set

** including fittings

Distance from the overflow = 35 mm from the outside edge of the basin



Material	Mat. No.
Ovale S05 without overflow	12191841072*
Ovale S05 with overflow	12199631072**

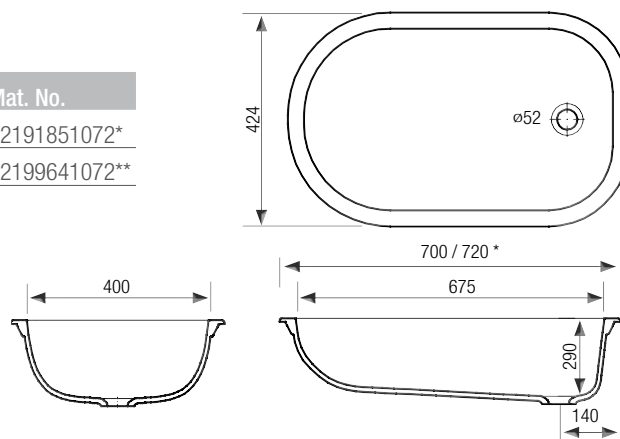


TOPS



Material	Mat. No.
Baby bath without overflow	12191851072*
Baby bath with overflow	12199641072**

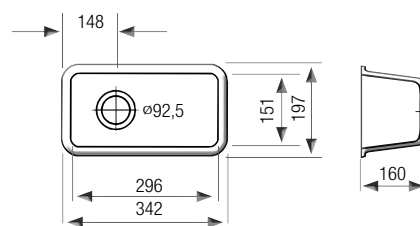
* Without overflow 700, with overflow 720



CAST SINKS



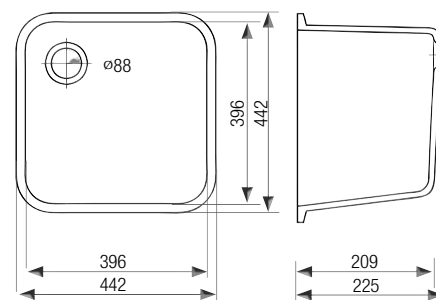
Material	Mat. No.
Angolo S01 without overflow	12191881072 *



WASHBASINS



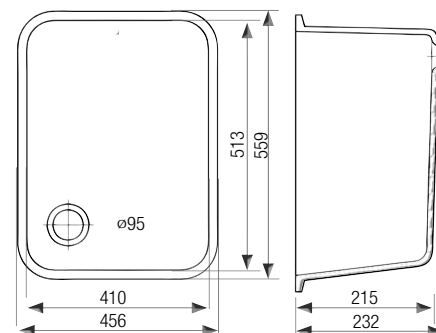
Material	Mat. No.
Angolo S04 without overflow	12191861072 *



SINKS



Material	Mat. No.
Angolo S05 without overflow	12191871072 *



ACCESSORIES

N.B. Sheets in Titanwhite (1542L) from stock are available in 10 mm thickness only (see page 21)

* without waste set

** including fittings

Distance from the overflow = 35 mm from the outside edge of the basin

AQUAFONTE

WASHBASINS

Design for washbasins

AQUAFONTE is the undermounted washbasin product range from REHAU, matched to the colour of our RAUVISIO mineral sheet, giving you freedom to design your bathroom according to your own individual requirements. Whether you choose to create a harmonious overall effect by choosing an AQUAFONTE sink in the same design as your vanity surface or dare to contrast two different designs, the result will be equally stunning.

AQUAFONTE washbasins are available in a choice of round or oval design in various dimensions. These basins are suitable for hot water of up to 80 °C.

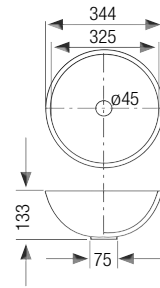
Further dimensions and decorative designs on request. Due to the production process, the decorative design on the edge of the basin can become lighter. With increasing colour intensity this effect can become more pronounced.

Overflow and waste sets for our individual basins should be sourced separately. Always select the appropriate basin waste for the installation. Installation should be carried out by a professional tradesman.

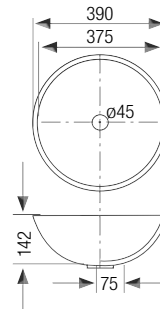




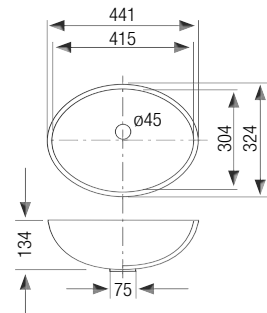
Material	Mat. No.
Washbasin round 344 mm	13550401xxx



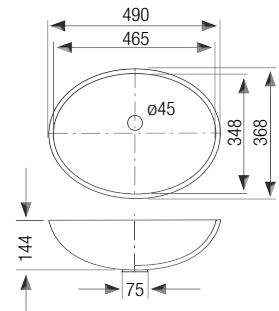
Material	Mat. No.
Washbasin round 390 mm	13550501xxx



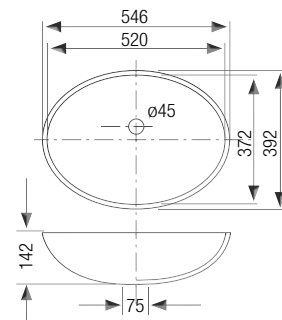
Material	Mat. No.
Washbasin oval 441 x 324 mm	13550601xxx



Material	Mat. No.
Washbasin oval 490 x 368 mm	13550701xxx



Material	Mat. No.
Washbasin oval 546 x 392 mm	13550801xxx



- AQUAFONTE washbasins are available in all standard colours / decorative designs
- No standard range – produced to order
- With overflow as standard, without overflow on request
- Overflow set included, no waste set
- Measurements are approximate
- Distance from the overflow = 35 mm from the outside edge of the basin

The decorative design on the outside of the basin may vary from the inside of the basin, this is due to the production process.

N.B. For surface mounted basins only- please order postfinishing:-

“For end finishing to external side of basin” - 17951061001

“For end finishing to external side of basin and rim” - 17951161001

* Quote relevant post finishing material numbers in the order

AQUAFONTE

WASHBASINS


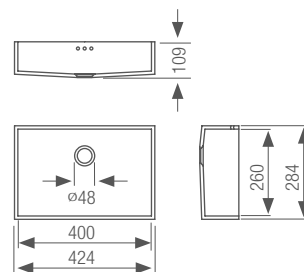
Modern architecture calls for clear, timeless shapes. REHAU responds to this trend with the square, puristic lines characteristic of the washbasins from the AQUAFONTE range. A product range which, simply stated, is minimalism at its best.

Available as either undermounted or surface mounted options, these washbasins can be supplied in any RAUVISIO mineral design – the choice is yours

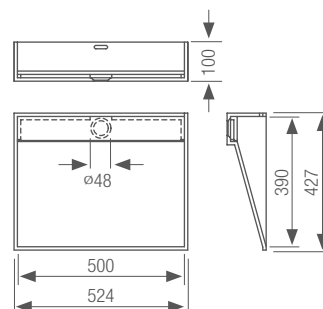




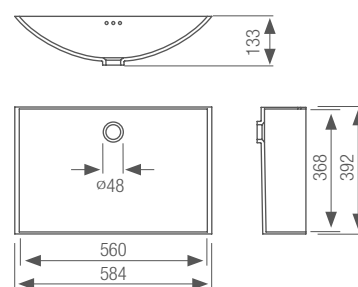
Material **Mat. No.**
Undermounted basin 424 x 284 x 109 mm 13550901xxx



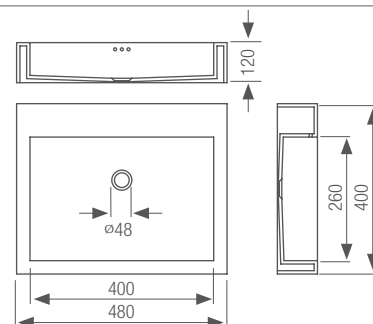
Material **Mat. No.**
Undermounted basin 524 x 427 x 100 mm 13551001xxx



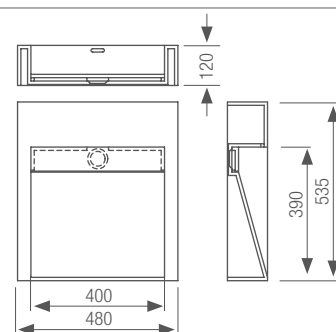
Material **Mat. No.**
Undermounted basin 584 x 392 x 133 mm 13551101xxx



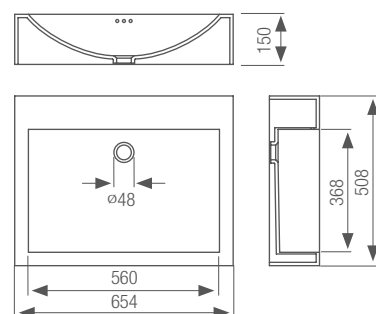
Material **Mat. No.**
Surface mounted basin 480 x 400 x 120 mm 13551201xxx



Material **Mat. No.**
Surface mounted basin 480 x 535 x 120 mm 13551301xxx



Material **Mat. No.**
Surface mounted basin 654 x 508 x 150 mm 13551401xxx



- AQUAFONTE washbasins are available in all standard colours / decorative designs
- with overflow as standard, without overflow on request
- Overflow set included, no waste set
- No standard range, made to order
- Distance from the overflow = 35 mm from the outside edge of the basin

The decorative design on the outside of the basin may vary from the inside of the basin, this is due to the production process.

N.B. For surface mounted basins only- please order postfinishing:-

"For end finishing to external face of basin" -17951061001

"For end finishing to external face of basin and rim" - 17951161001

* Quote relevant post finishing material numbers in the order

AQUASINO

KITCHEN SINKS

Our range of sinks made from RAUVISIO mineral is called Aquasino. With this REHAU offers a robust, high-quality solution for the kitchen.

- High quality due to premium processing
- Durability and resistance due to a robust stainless steel base
- This kitchen sink product range is undermounted
- Due to virtually seamless fabrication, the sink and worktop look like one piece
- These sinks with stainless steel base are suitable for hot water of up to 95 °C

Aquasino sinks are available in 10 different design formats. Choose a sink to suit your installation - square, single-basin or 1½ basin options are available in any of the decorative designs within the RAUVISIO mineral product range.

Combining functionality with aesthetics.

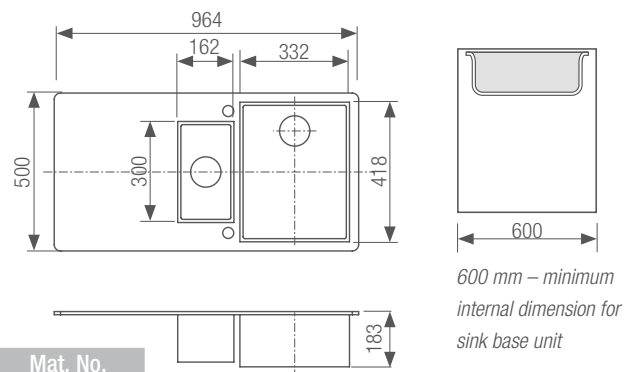
AQUASINO meets the exacting standards demanded of modern design!

Further basin design options available on request.

The AQUASINO Classic kitchen sink with soft, rounded edges is available in all 40 decorative designs. An extensive set of accessories comprising drainer basket, chopping board and drainer bowl (not for single-basin sinks), complete the high-quality product range.



SQUARE 1½-BASIN SINK



Material	Mat. No.	Material	Mat. No.
1 ½ basin kitchen sink (large left basin)	13548401xxx**	1 ½ basin kitchen sink (large right basin)	13548501xxx**

* incl. overflow, waste set, pop-up waste and assembly accessories (clamp set, Sikaflex assembly adhesive, assembly instructions)

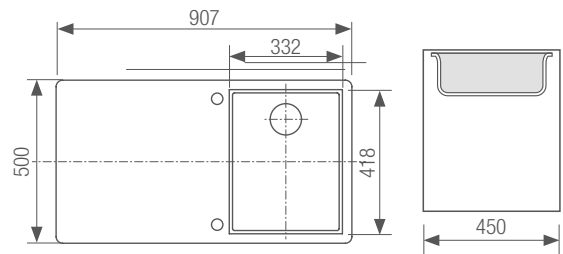
** incl. overflow, waste set, 1 pop-up waste / 1 manual and assembly accessories (clamp set), Sikaflex assembly adhesive, assembly instructions)

- No standard range

- Not available in colour Visione



SQUARE 1-BASIN SINK



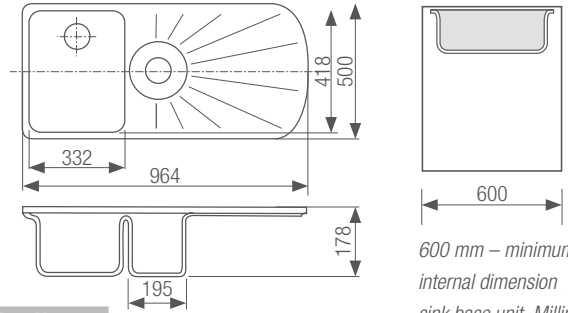
450 mm – minimum internal dimension for sink base unit

Material	Mat. No.
1-basin kitchen sink (left basin)	13548201xxx *

Material	Mat. No.
1-basin kitchen sink (right basin)	13548301xxx *



1½ BASIN SINK



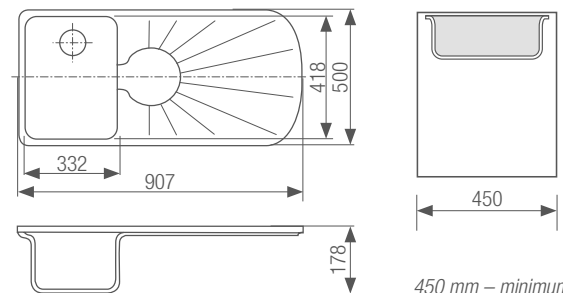
600 mm – minimum internal dimension for sink base unit. Milling back of cabinet side wall necessary

Material	Mat. No.
1½ basin kitchen sink (large basin left)	13548801xxx **
1½ basin kitchen sink (large basin right)	13548901xxx **

Material	Mat. No.
Washing-up drainer	12312891xxx
Small disposal bowl	12310771xxx
Chopping board in wood / RAUVISIO mineral	12312901xxx



1-BASIN SINK



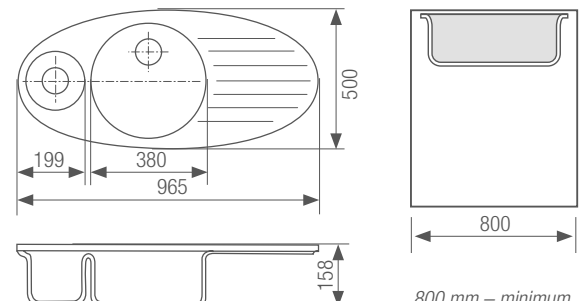
450 mm – minimum internal dimension for sink base unit

Material	Mat. No.
1 basin kitchen sink (left basin)	13548601xxx *
1 basin kitchen sink (right basin)	13548701xxx *

Material	Mat. No.
Washing-up drainer	12312891xxx
Chopping board in wood / RAUVISIO mineral	12312901xxx



CORNER SINK



800 mm – minimum internal dimension for sink base unit

Material	Mat. No.
Corner sink (small basin left)	13549001xxx **
Corner sink (small basin right)	13549101xxx **

Material	Mat. No.
Washing-up drainer	12312891xxx
Small disposal bowl	12310771xxx
Chopping board in wood / RAUVISIO mineral	12312901xxx

* incl. overflow, waste set, pop-up waste and assembly accessories (clamp set, Sikaflex assembly adhesive, assembly instructions)

** incl. overflow, waste set, 1 pop-up waste / 1 manual and assembly accessories (clamp set, Sikaflex assembly adhesive, assembly instructions)

- No standard range

- Not available in the Visione colours

AQUASINO

SINKS

Design for sinks

And it's not just in the kitchen that our robust, high-quality stainless steel based sinks are the centre of attention. This sink design is the perfect choice for use in laboratories, clinics or other public facilities.

These basins can be used for hot water of up to 95 °C.

Other dimensions and designs are available on request.



Single basin with stainless steel base, overflow and manual waste set

Dimensions / Diameter	Mat. No.
356 x 442 x 173 mm	13549201xxx
399 x 444 x 173 mm	13549301xxx
474 x 424 x 173 mm	13549401xxx

Small disposal basin with stainless steel base, without overflow, without waste set

Dimensions / Diameter	Mat. No.
186 x 324 x 173 mm	13549501xxx

Single basin with stainless steel base, overflow and manual waste set

Dimensions / Diameter	Mat. No.
Ø 404 x 148 mm	13549601xxx
356 x 442 x 173 mm	13549801xxx

Small disposal basin with stainless steel base, without overflow, without waste set

Dimensions / Diameter	Mat. No.
Ø 223 x 103 mm	13549901xxx
182 x 320 x 148 mm	13550301xxx

- No standard range – made to order
- Not available in the Visione colours
- All dimensions are external dimensions. The internal dimensions are 20 mm smaller in length and width.

AQUASINO

ACCESSORIES



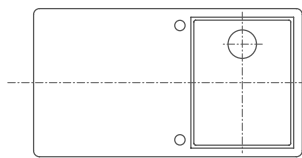
Drainer basket



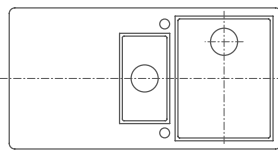
Chopping board
wood / RAUVISIO mineral



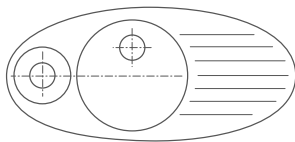
Drainer bowl



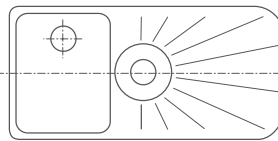
1-basin sink square



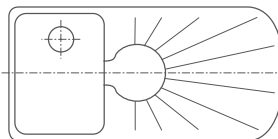
1½-basin sink square




Corner sink



1½-basin sink



1-basin sink



+ available

+* available, no illustration

PROCESSING ACCESSORIES

STANDARD RANGE – ON TOP FORM IN SERVICE

Processing accessories

RAUVISIO mineral accessories offer you a compact system: Save time and money whilst achieving optimum processing results with accessories that are perfectly matched to RAUVISIO mineral



5



6



1

7

4

2

3

1 RAUVISIO mineral surface adhesive

For gluing RAUVISIO mineral 3 mm and balancing sheet to wooden substrates.

Material	Mat. No.
1 kg surface adhesive	12847831001
10 kg surface adhesive	12446931001
25 kg surface adhesive	12469191001

2 Phenol balancing sheet

In a sheet thickness of 0.7 mm, this balancing sheet supports the structural stability of the finished board.

Material	Mat. No.
3680 x 760 x 0.7 mm	12447031002
3680 x 1000 x 0.7 mm	12841631002

3 Mixing nozzle

Allows for repeated use of the adhesive cartridges.

Material	Mat. No.
Mixing nozzle	12882531002

4 Heat protective tape for hob cut-outs

Aluminium foam tape (approx. 3 m), for heat protection between the hob and hob cut-out in the worktop – absolutely essential.

Material	Mat. No.
Heat protective tape approx. 3 m	12450991002

5 Adhesive gun

For use with the RAUVISIO mineral adhesive cartridges.

Material	Mat. No.
Adhesive gun	12447131002

6 Cleaning set

The set contains RAUVISIO CLEANER for normal cleaning, RAUVISIO CLEANER PLUS for cleaning heavy soiling and a high-quality microfibre cloth.

Material	Mat. No.
Cleaning set	13580231001

7 RAUVISIO mineral 2-component acrylic adhesive

In all decorative designs, facilitates the adhesion of edgebands, repaired areas and butt joints with almost invisible joints.

Matching adhesive for the stock decorative designs

(The material numbers for adhesives for project decorative designs can be found on Page 21)

RAUVISIO mineral 2-component acrylic adhesive 250 ml

Description	Decor No.	Mat. No.
Crema	175L	13565941023
Nebbia	176L	13565941024
Meringa	464L	13565941035
Magnolia	946L	13565941036
Moro	1385L	13565941106
Zucchero	8233	13565941003
Noce	8234	13565941004
Panna	8237	13565941007
Magma	178L	13565941026
Basalto	365L	13565941032
Torrone	679L	13565941033
Sabbia	1041L	13565941041
Antracite	1107L	13565941053
Grigio	1108L	13565941054
Vaniglia	8242	13565941017
Stracciatello	8243	13565941018
Cappuccino	8244	13565941019
Cristallo	180L	13565941028
Vulcano	181L	13565941029
Cassata	933L	13565941034
Pulcino	947L	13565941037
Croccante	948L	13565941038
Genere	949L	13565941039
Duna	1040L	13565941040
Colomba	1043L	13565941042
Arenaria	1109L	13565941055
Cocco	1368L	13565941066
Granito Grezzo	1369L	NEW 13565941067
Granito Fino	1377L	NEW 13565941068
Terreno	1378L	NEW 13565941069
		NEW
Visione Transparente	1110L	13565941043
Oro Marrone	1093L	13565941047
Oro Viola	1094L	13565941048
Oro Nero	1095L	13565941049
Oro Rosso	1097L	13565941051

RAUVISIO MINERAL

MATERIAL PROPERTIES AND TEST CERTIFICATES



Can be thermoformed



Horizontal and vertical application



Visually jointless adhesion



Repairable



Hygienic surface



Low-maintenance



UV-resistant



Resistant to common household acids and alkaline solutions

MPA NRW
Bericht zur Klassifizierung des Brandverhaltens
 Nr. 23008743-3 vom 22.11.2012

Auftraggeber: REHAU AG + Co. Olden-Hahn-Str. 2 81111 Ratingen

Auftrag: Klassifizierung des Brandverhaltens nach DIN EN 13501-1

Auftragsdatum: 16.11.2012

Beschreibung des klassifizierten Bauelemente:
 Platten aus PMMA mit mineralischem Füllstoff „Mineralfüllstoffbauteil RAUVISIO mineral“

Dieser Bericht behandelt die Klassifizierung des z. B. Bauelemente in Übereinstimmung mit dem in DIN EN 13501-1: 2002 angegebenen Verfahren.

DACH **ISEGA - Forschungs- und Untersuchungs-Gesellschaft mbH**
UNBEDECKTHEITSERKLÄRUNG
 CERTIFICATE OF COMPLIANCE
 CERTIFICAT DE CONFORMITE

Geprüftes Bauelement: 3297 U 11

Für Firma: REHAU AG + Co. Olden-Hahn-Str. 2 81111 Ratingen

Produkt: RAUVISIO mineral 3 mit -Dekor BS6, Uni weiß
 RAUVISIO mineral 3 mit -Dekor BS6, Dunkel grau gegenüber
 RAUVISIO mineral 3 mit -Dekor BS6, Uni weiß

Die von der oben genannten Firma vertriebenen Produkte sind mineralische Mineralfüllstoffbauteile, die als Kunststoffbauteile in mineralischen Bauteilen eingesetzt werden.

LGA Quertest GmbH **TDK material** **LGAT**

Prüfbericht Nr. 7870241
 Datum: 16. April 2013

Auftraggeber: REHAU AG + Co. Olden-Hahn-Str. 2 81111 Ratingen

Hersteller: REHAU AG + Co. Olden-Hahn-Str. 2 81111 Ratingen

Prüfung: Prüfung von Haftfestigkeit einer Klebefuge zwischen zwei Kunststoffbauteilen (Plattenoberflächen) mit einem Klebstoff (Epoxyharz) und einer Unterlage (Klebefuge) und einer Unterlage (Klebefuge)

Prüfung: Prüfung von Haftfestigkeit einer Klebefuge zwischen zwei Kunststoffbauteilen (Plattenoberflächen) mit einem Klebstoff (Epoxyharz) und einer Unterlage (Klebefuge)

DACH **ISEGA - Forschungs- und Untersuchungs-Gesellschaft mbH**
UNTERSUCHUNGSBEREICH
 1832-02-19

Für Firma: REHAU AG + Co. Olden-Hahn-Str. 2 81111 Ratingen

Produkt: Mineralbauteil RAUVISIO mineral

Die von der oben genannten Firma angelegte Probe wurde auf der Grundlage der Norm DIN EN ISO 9486 zur Bestimmung der Einwirkung von Meereswasser auf Kunststoffe geprüft.

IBMA MPA

Die Klassifizierung des Produktes RAUVISIO mineral White FR 1801 („Brennklasse E mit“) ist gemäß Tabelle 1 der DIN EN 13501-1: 2010

Klassifizierung des Brandverhaltens: B-s1,d0

4.3 Anwendungsbereich und Produktparameter
 Die Klassifizierung in Abschnitt 4.2 gilt nur für das im Abschnitt 2 beschriebene Produkt und ist nicht für folgende Anwendungsgebiete und Produktparameter:

Produkt/Komponente	Produktparameter	Gültigkeitsbereich der Klassifizierung
Innenverkleidung	Dicke	8 mm ± 10 %
Acrylplatte	Dichte	1800 kg/m³ ± 10 %
Klebstoff	Art	schwermetallfreie Epoxidharzklebstoff
Untergrund	Mineralfüllstoffbauteil mit einer Brandverhaltensklasse D-s2,d0 oder besser, mit einer Rohdichte von ≥ 520 kg/m³	
	Mineralfüllstoffbauteil mit einer Brandverhaltensklasse A2-s1,d0 oder besser, mit einer Rohdichte von ≥ 650 kg/m³	
	Gipsplatten mit einer Brandverhaltensklasse A2-s1,d0 oder besser, mit einer Rohdichte von ≥ 520 kg/m³	

TUV

PRÜFBERICHT

Prüfung gemäß Richtlinie des Rates der Europäischen Gemeinschaften zur Angleichung der Rechtsvorschriften der Mitgliedstaaten über

das Brandverhalten von Werkstoffen der Inneneinrichtung bestimmter Fahrzeuggruppen

Nr. 962856 vom 24.10.1995

1. Merkmale des Materials

1.1. **Material:** REHAU AD-Co. Mineralbauteil 81111 Ratingen

1.2. **Ziel:** Mineralbauteil „Bauteil“

1.3. **ACU-Zusammenfassung:** Verbundbauteil in Sandwichbauweise, bestehend aus Holzwerkstoffbauteil mit einer organischen Beschichtung aus Mineralfüllstoff.

1.3.1. **Hersteller:** REHAU AD-Co. Mineralbauteil 81111 Ratingen

1.3.2. **Trägerplatte:** Holzwerkstoffbauteil mit einer organischen Beschichtung aus Mineralbauteil

1.3.3. **Klebstoff:** mineralischer Polyurethan-Klebstoff

1.3.3.1. **Art:** Epoxidharz-Resin

1.3.3.2. **Trägermaterial:** Mineralbauteil „Bauteil“ bestehend aus 70% Nahrungsmittelkornmehl und 30% Anhydrit

1.3.4. **Dicke:** 10 mm

LGAT

Untersuchungsbericht

Auftraggeber: REHAU AG + Co. Olden-Hahn-Str. 2 81111 Ratingen

Geprüft: Mineralbauteil „Bauteil“

Auftrag: Prüfung der Verformung bei Kriechbeanspruchung in Abhängigkeit von Zeit, Temperatur und Feuchtigkeit

Ergebnis: Die Prüfung der Mineralbauteil-Eigenschaften auf die Verformung bei Kriechbeanspruchung, Kriechverhalten, Kriechverhalten bei Feuchtigkeit und Kriechverhalten bei Feuchtigkeit

DAP Deutsches Akkreditierungssystem Prüfwesen GmbH

Deutscher Akkreditierungsrat

Akkreditierung

Die DAP Deutsches Akkreditierungssystem Prüfwesen GmbH bestätigt hiermit, dass die

REHAU AG+Co.
 Rheinwiesen
 81111 Ratingen

mit den Standorten

Olden-Hahn-Str. 2 81111 Ratingen
 „Werkstattprüfung Ratingen“

und dem Teilbereich

Zerfalls 1 81111 Ratingen
 F+E-Labor

die Kompetenz nach DIN EN ISO/IEC 17025:2005 besitzt, Prüfungen in den Bereichen

Mechanische, physikalische, chemische, elektrochemische, physikalische und mechanisch-technologische Untersuchungen von Kunststoffen und Kunststoffbauteilen

gemäß den in der Anlage aufgeführten Prüfverfahren auszuführen.

Die Akkreditierung ist gültig vom 20.08.08-27.08.2011-08-26

DAR-Registernummer: DAP-PL-5388-99

Berlin, 2008-08-27

DESIGN FOR FURNITURE

INNOVATIVE SYSTEM SOLUTIONS FROM ONE SOURCE

REHAU has established itself as a leading manufacturer and supplier of innovative system solutions for the most diverse applications in the furniture industry.

The REHAU Express Collection is perfectly tailored to meet the needs of all its partners - industry, trade and interior design sectors all benefit from the advantages of fast, effective, reliable service.

Everything from one source

In the REHAU Express Collection you will find a wide range of:

- RAUKANTEX edgeland materials and tools,
- RAUVOLET tambour door systems,
- RAUVISIO surface solutions,
- RAUWALON wall seal systems and much more besides.

Quick, flexible, small quantities

The REHAU Express Collection owes its success to its fast delivery times and flexibility, allowing you to meet the ever demanding requirements of your customer.

Design variety and expertise

A diverse product range, offering a colour and decorative design range second to none is REHAU's main strength. To keep abreast of current trends REHAU constantly develops innovative products, always striving to introduce new designs to the market place.

While REHAU prides itself in offering tried and tested technical solutions, design synergy is also an

increasingly important factor - by offering the same decorative design across all products, a harmonious overall effect is achievable. The REHAU Express Collection board matches guide offers a comprehensive range of edgeland matched to your favourite board and laminate designs.


Knowledge is power

The REHAU Academy was designed to ensure that you are always one step ahead.

Events and seminars are available to offer you technical support and advise as well as help you to develop the knowledge you need to process every single product within the REHAU Express Collection.

In brief:

The REHAU Express Collection offers high performance in every respect. Take advantage of it.



RAUVISIO FROM REHAU

TURN IDEAS INTO REALITY. A NEW TAKE ON LIVING SPACE DESIGN.



This document is protected by copyright. All rights based on this are reserved. No part of this publication may be translated, reproduced or transmitted in any form or by any similar means, electronic or mechanical, photocopying, recording or otherwise, or stored in a data retrieval system.

Our verbal and written advice relating to technical applications is based on experience and is to the best of our knowledge correct but is given without obligation. The use of REHAU products in conditions that are beyond our control or for applications other than those specified releases us from any obligation in regard to claims made in respect of the products. We recommend that the suitability of any REHAU product for the intended application should be checked. Utilization and processing of our products are beyond our control and are therefore exclusively your responsibility. In the event that a liability is nevertheless considered, any compensation will be limited to the value of the goods supplied by us and used by you. Our warranty assumes consistent quality of our products in accordance with our specification and in accordance with our general conditions of sale.